

PC'S LEAD BY 9
OVER LIBERALS.

COST OF LIVING
DOMINATES AS
THE TOP ISSUE

STATUS QUO VS.
CHANGE



**EMPIRE
CLUB** OF
CANADA
— est 1903

FORD'S TO LOSE

UNDERSTANDING THE BASIS FOR THE PC ADVANTAGE

RESEARCH AND ANALYSIS FROM CANADA'S LEADING PUBLIC AFFAIRS AND
MARKET RESEARCH EXPERTS

ABACUS DATA

THE SURVEY

Online survey of 1,500 eligible voters in Ontario conducted from May 5 to 9, 2022.

The margin of error for a comparable probability-based random sample of the same size is +/- 2.6%, 19 times out of 20.

The data were weighted according to census data to ensure that the sample matched Ontario's population according to age, gender, educational attainment, and region. Totals may not add up to 100 due to rounding.



THE STARTING LINE

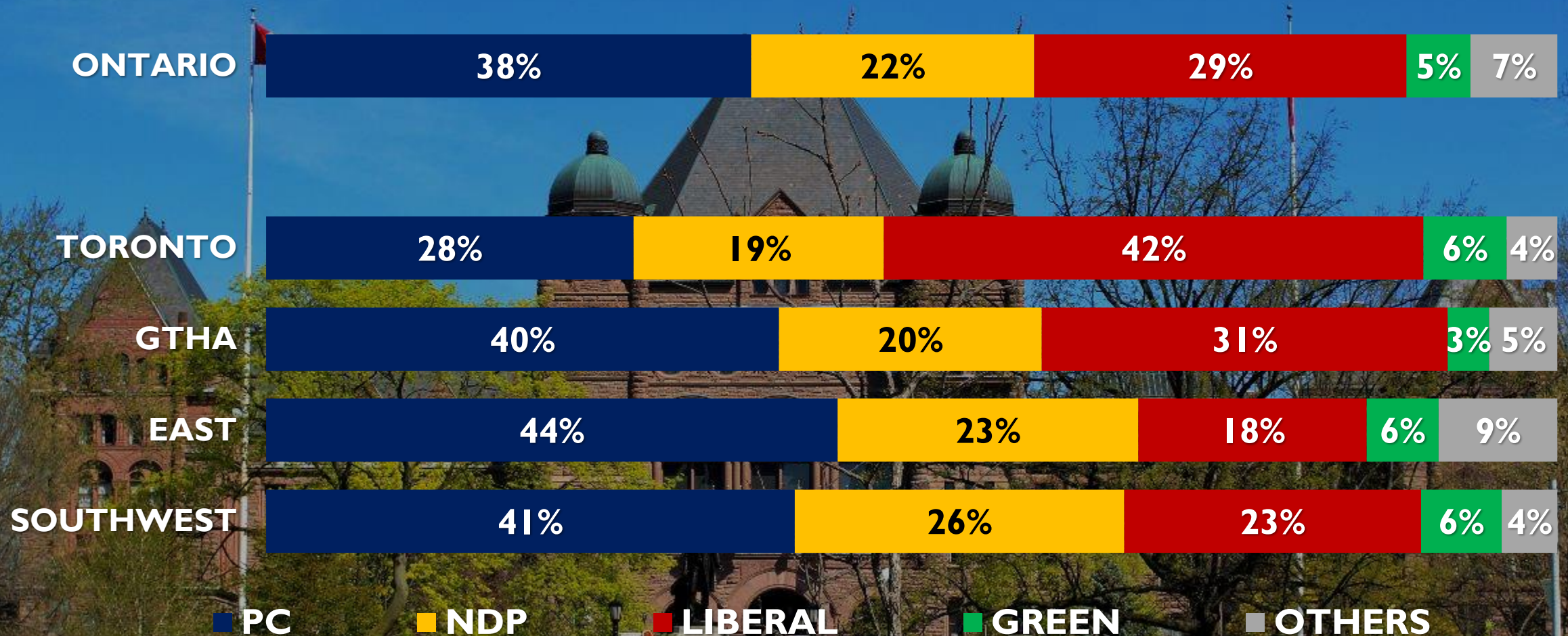
ONTARIO PROVINCIAL VOTE INTENTION

	CURRENT VOTE SHARE	CHANGE SINCE APRIL 2022	CHANGE SINCE 2018 ELECTION
PC	38%	+2	-3
LIBERAL	29%	-3	+9
NDP	22%	-1	-12
GREEN	5%	-1	NC
OTHER	7%	+3	+5

WHAT IS THE STRUCTURE OF THE VOTE?

PROVINCIAL VOTE INTENTION

BY REGION



IF A PROVINCIAL ELECTION WERE HELD TOMORROW, WHICH ONE OF THE FOLLOWING PARTIES WOULD YOU VOTE FOR IN YOUR CONSTITUENCY?

ABACUS DATA

PROVINCIAL VOTE INTENTION

BY AGE

ONTARIO

18 TO 29

30 TO 44

45 TO 59

60+

■ PC

■ NDP

■ LIBERAL

■ GREEN

■ OTHERS

38%

22%

29%

5%

20%

34%

34%

7%

37%

21%

24%

7%

40%

21%

27%

6%

45%

16%

31%

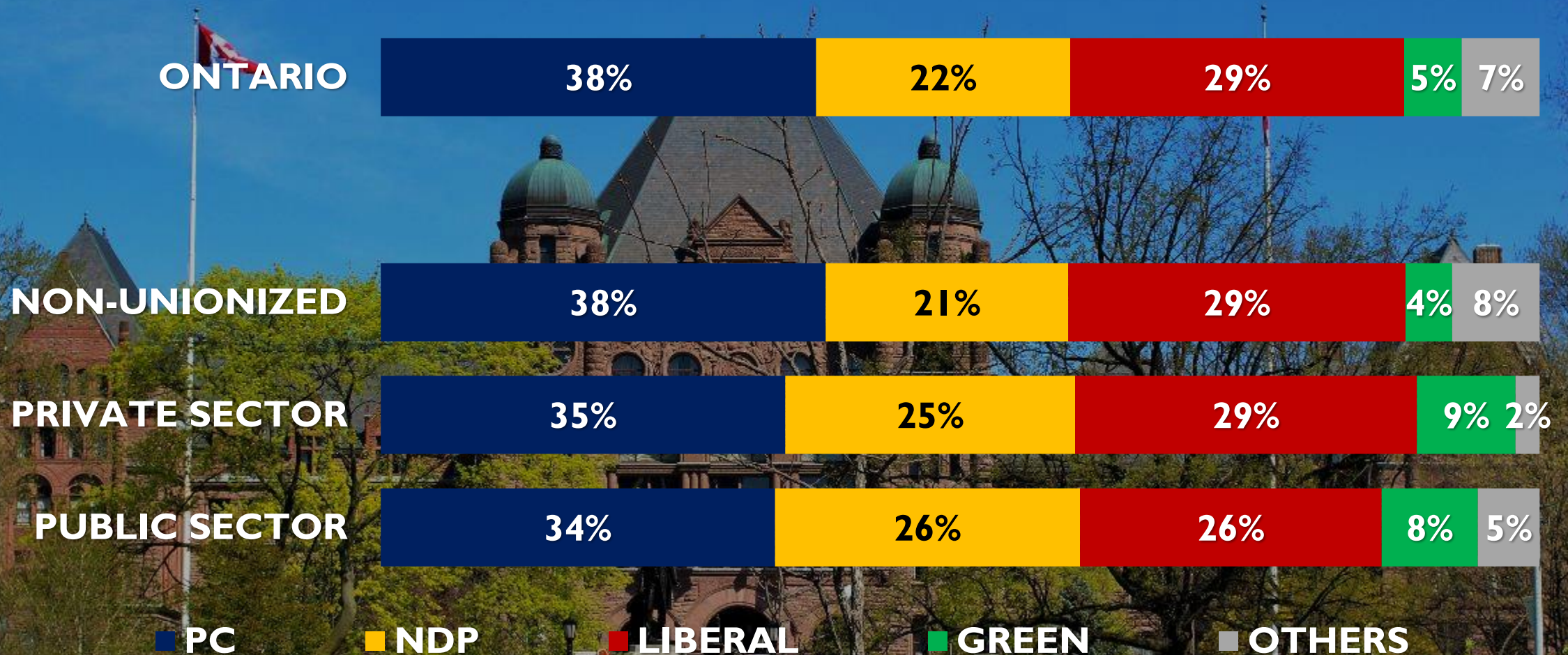
2%

IF A PROVINCIAL ELECTION WERE HELD TOMORROW, WHICH ONE OF THE FOLLOWING PARTIES WOULD YOU VOTE FOR IN YOUR CONSTITUENCY?

ABACUS DATA

PROVINCIAL VOTE INTENTION

BY UNION MEMBERSHIP

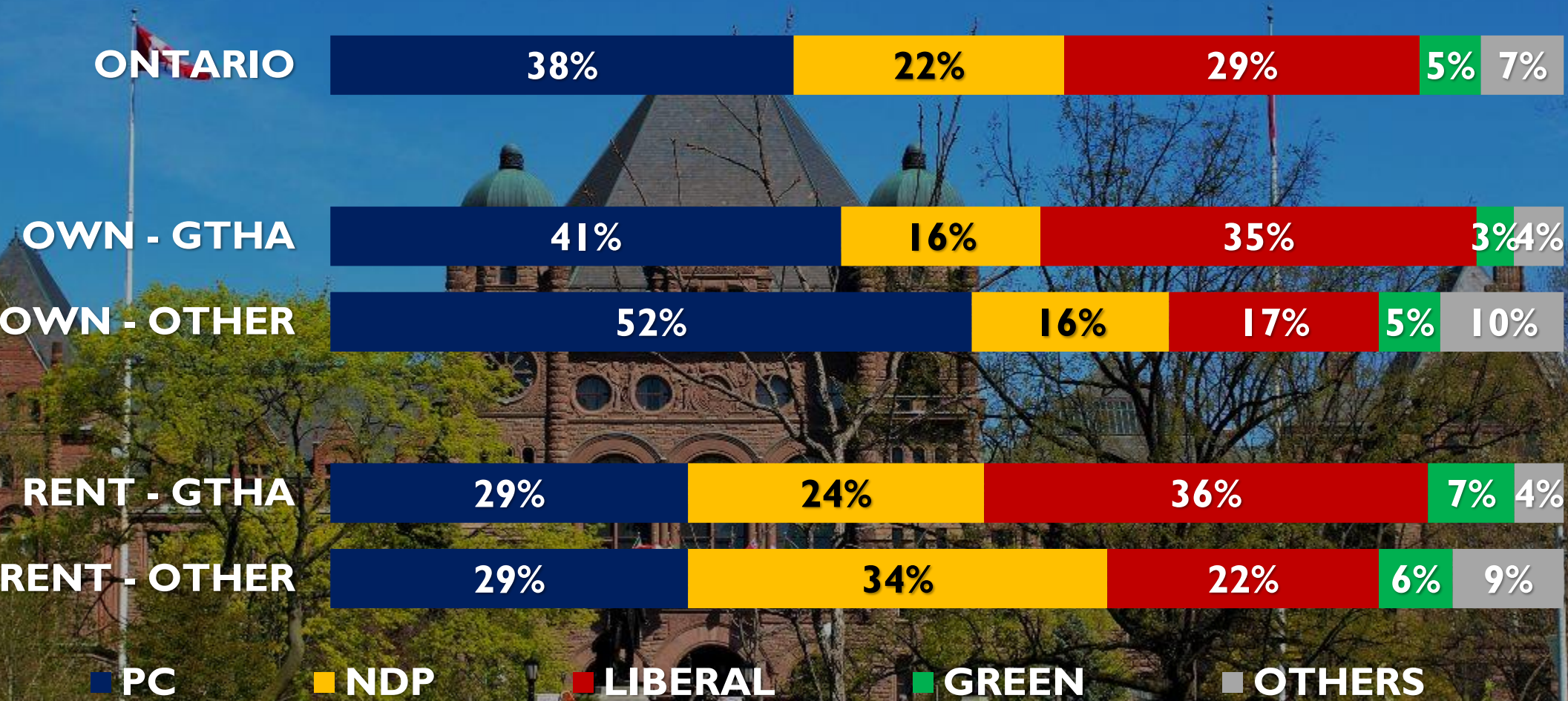


IF A PROVINCIAL ELECTION WERE HELD TOMORROW, WHICH ONE OF THE FOLLOWING PARTIES WOULD YOU VOTE FOR IN YOUR CONSTITUENCY?

ABACUS DATA

PROVINCIAL VOTE INTENTION

BY HOMEOWNERSHIP



IF A PROVINCIAL ELECTION WERE HELD TOMORROW, WHICH ONE OF THE FOLLOWING PARTIES WOULD YOU VOTE FOR IN YOUR CONSTITUENCY?

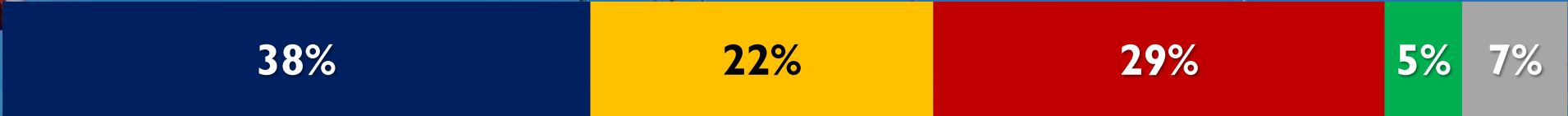


76% OF ONTARIANS
OWN A CAR

PROVINCIAL VOTE INTENTION

BY CAR OWNERSHIP

ONTARIO



CAR OWNERS



NO CAR

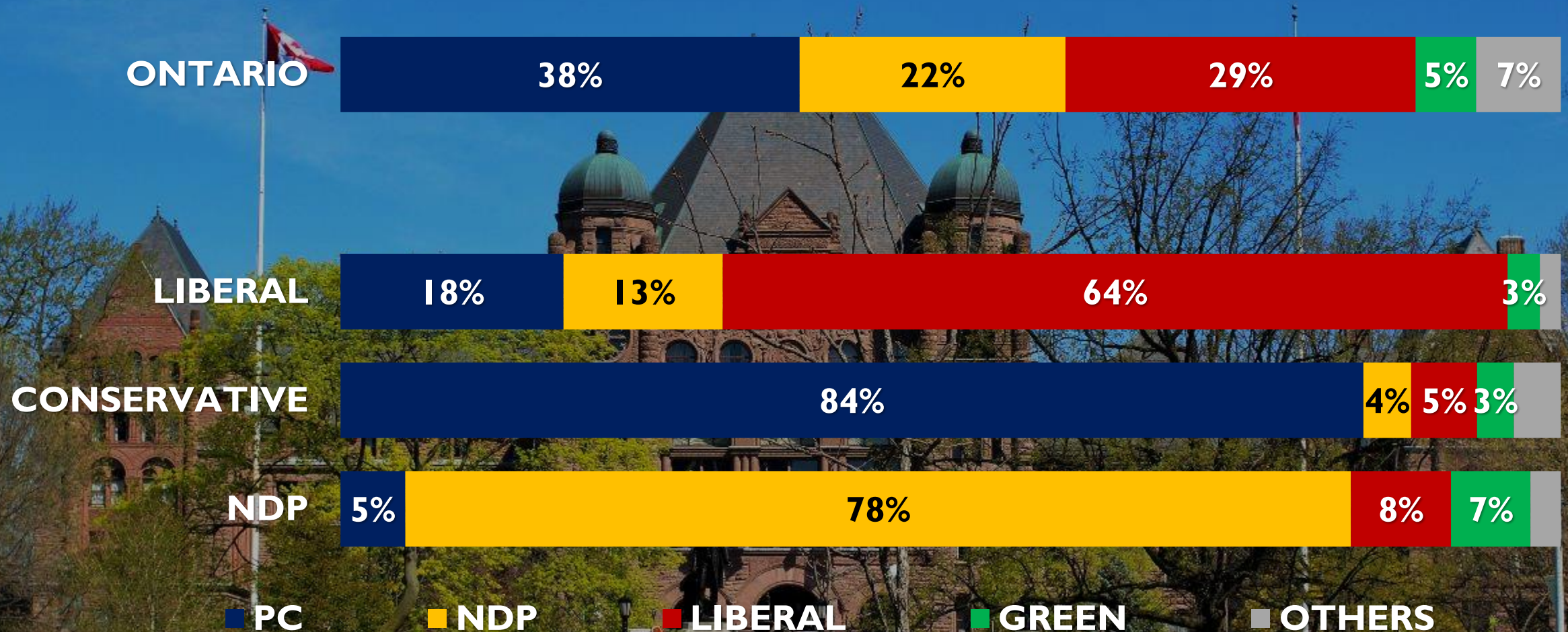


■ PC ■ NDP ■ LIBERAL ■ GREEN ■ OTHERS

IF A PROVINCIAL ELECTION WERE HELD TOMORROW, WHICH ONE OF THE FOLLOWING PARTIES WOULD YOU VOTE FOR IN YOUR CONSTITUENCY?

PROVINCIAL VOTE INTENTION


BY 2021 FEDERAL VOTE



IF A PROVINCIAL ELECTION WERE HELD TOMORROW, WHICH ONE OF THE FOLLOWING PARTIES WOULD YOU VOTE FOR IN YOUR CONSTITUENCY?

ABACUS DATA

WHY ARE THE PC'S IN SUCH A STRONG POSITION?



#1
**THE DESIRE FOR CHANGE ISN'T WIDESPREAD
NOR INTENSE.**

DESIRE FOR CHANGE

CHANGE
SINCE APR 2022

It's definitely time for a change in government

48%

- |

It would be good to have a change, but not really all that important to me

19%

- |

It would be good to continue with the same party in power, but its not all that important to me

14%

+ |

It's definitely best to keep the PCs and Doug Ford in power

19%

+ |

Which of the following comes closest to your view?

ABACUS DATA

DESIRE FOR CHANGE: COMPARISONS

TIMING

% DEFINITELY WANTING
CHANGE OF GOVERNMENT

% DEFINITELY WANTING
INCUMBENT RE-ELECTED

TODAY IN ONTARIO

48%

19%

WEEK BEFORE
2018 ONTARIO ELECTION

63%

10%

FINAL WEEKEND OF
2021 FEDERAL ELECTION

50%

19%

Which of the following comes closest to your view?



#2

**CHANGE VOTERS ARE SPLIT EVENLY RIGHT NOW
BETWEEN THE LIBERALS AND NDP.**

THOSE WHO “DEFINITELY” WANT CHANGE

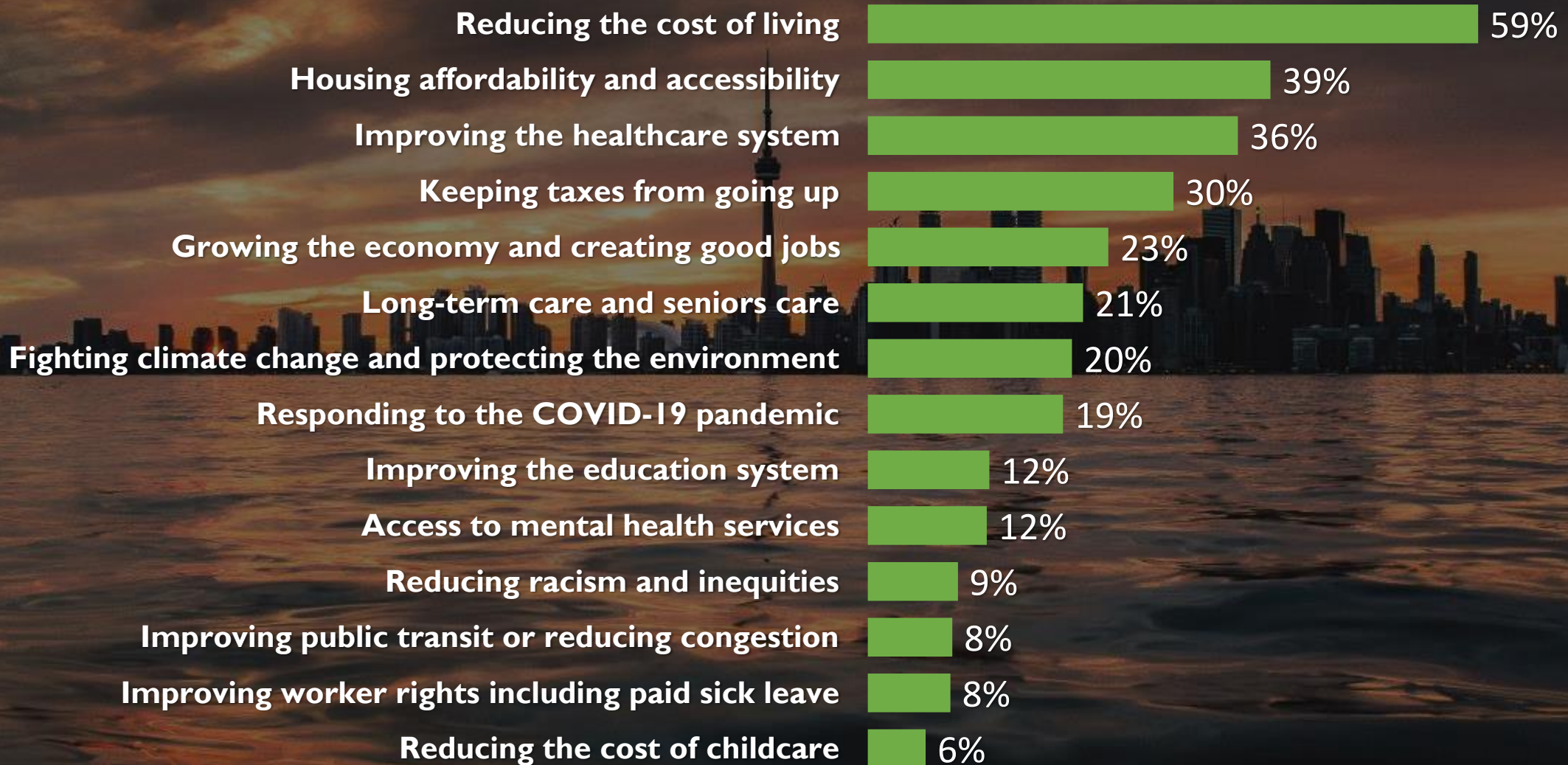
	CURRENT VOTE SHARE	DIFFERENCE WITH ALL COMMITTED
LIBERAL	37%	-
NDP	34%	-
OTHER	11%	-2
PC	11%	-
GREEN	6%	+1



#3

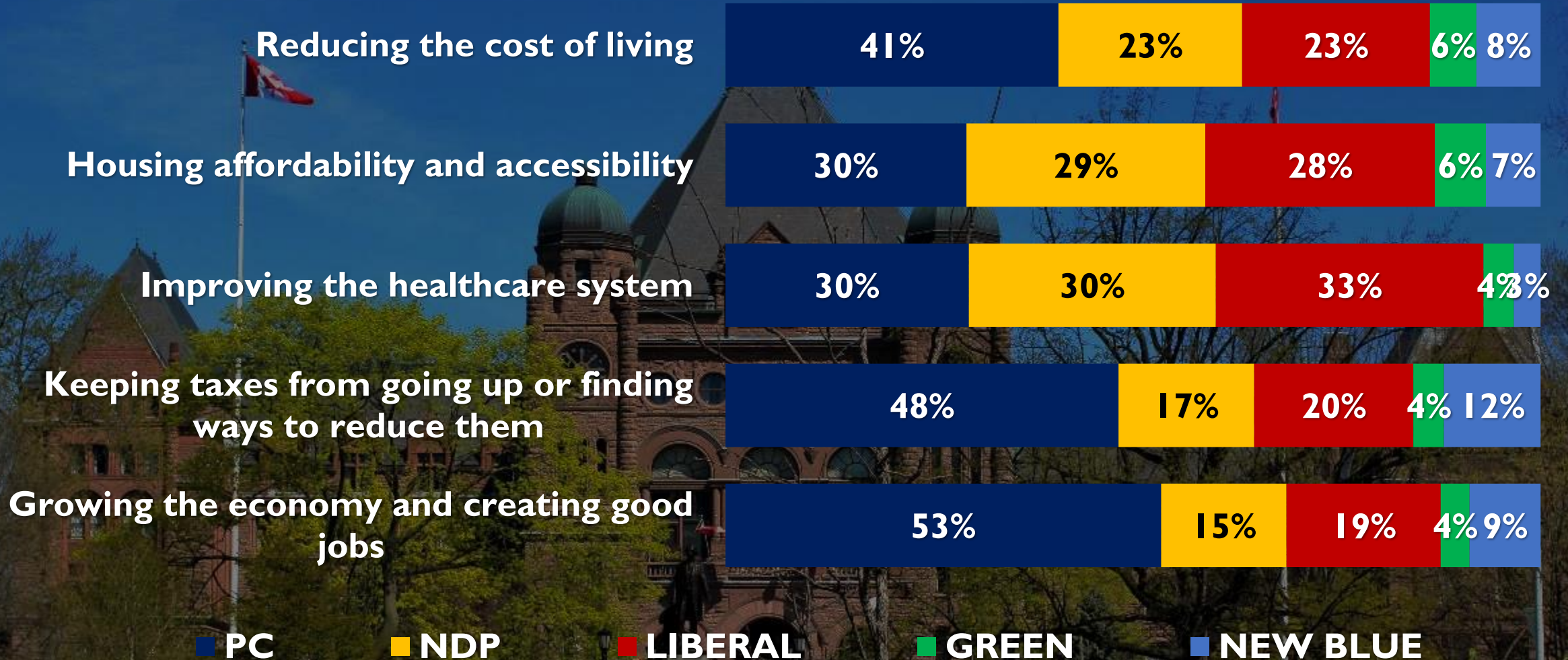
**THE TORIES ARE LEADING OR COMPETITIVE ON
THE TOP ISSUES ON VOTERS' MINDS.**

ISSUES IMPACTING THE VOTE



Thinking to the next election, which three issues are most likely to impact how you will vote?

PARTY BEST ABLE TO DEAL WITH TOP 5 ISSUES



Which Ontario political party do you think is BEST able to deal with...

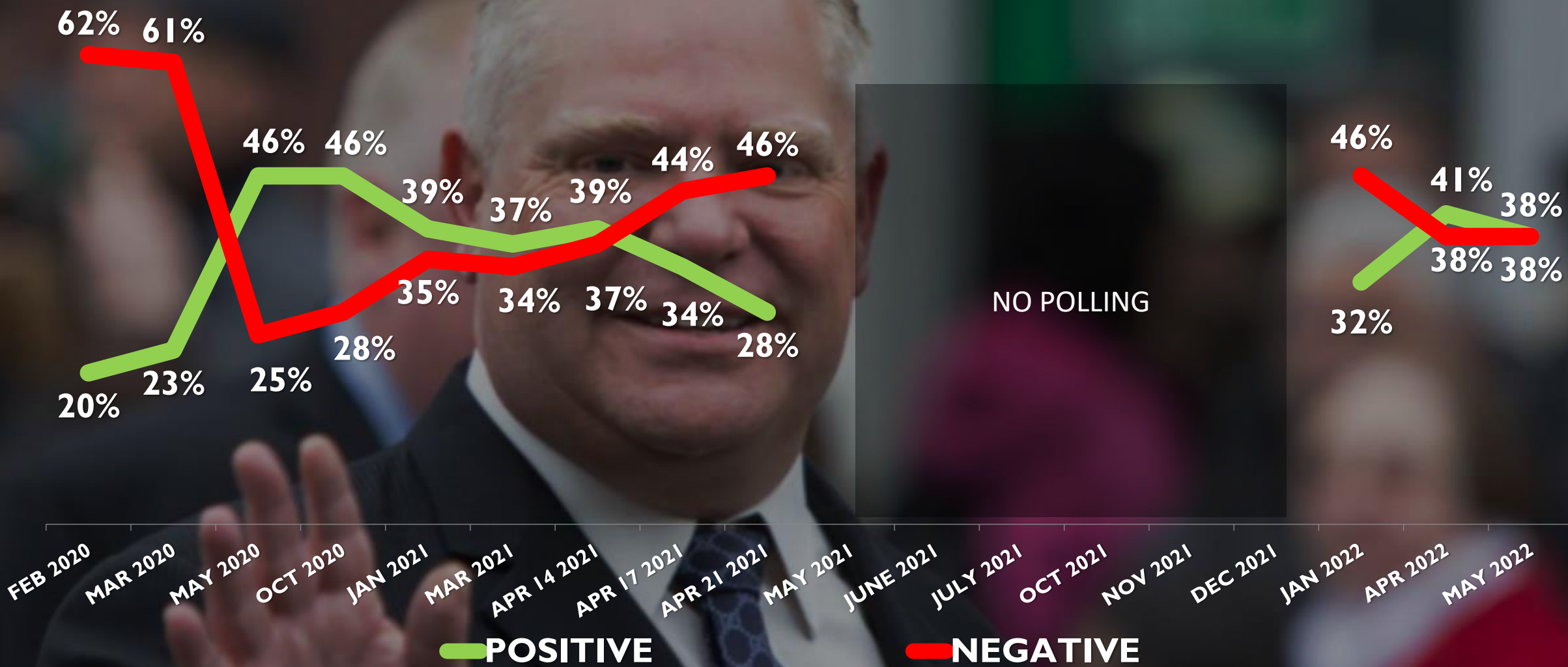
ABACUS DATA



#4

FORD IS THE MOST POPULAR LEADER IN THE PROVINCE.

IMPRESSION OF DOUG FORD IN ONTARIO



DO YOU HAVE A POSITIVE OR NEGATIVE IMPRESSION OF THE FOLLOWING PEOPLE?

IMPRESSIONS OF THE PARTY LEADERS



POSITIVE

38%

30%

23%

NEGATIVE

38%

32%

31%

BEST PREMIER?

	ALL RESPONDENTS	WITH UNSURE REMOVED
FORD	35%	48%
HORWATH	19%	26%
DEL DUCA	16%	21%
SCHREINER	4%	5%
UNSURE	27%	-

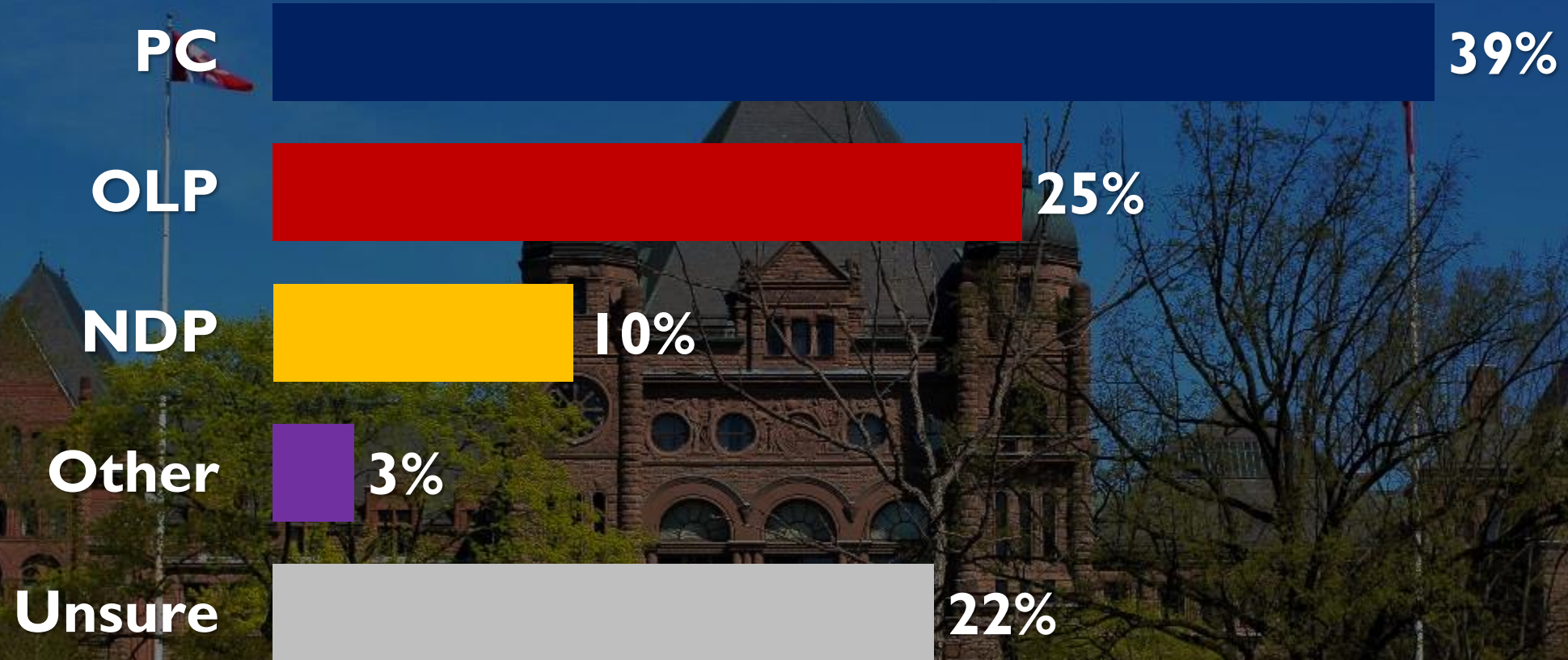
SOLID, BROAD COALITION
+
ISSUE OWNERSHIP
+
MOST POPULAR LEADER

=

ADVANTAGE
ONTARIO
PC 

COULD THE LIBERALS OR NDP CONSOLIDATE “CHANGE VOTERS”?

EXPECTED ELECTION WINNER



■ PC ■ OLP ■ NDP ■ Other ■ Unsure

Regardless of the political party you support, which party do you think will win the next provincial election?

FINAL THOUGHTS

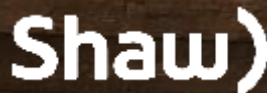
DAVID COLETTO
ABACUS DATA

www.abacusdata.ca

OUR TEAM IS PROUD TO WORK WITH:



Canadian
Pharmacists
Association



UNIVERSITY OF
TORONTO



ABACUS DATA